

## Product specification features

### — 、 Product Feature

DMS Features	Feature Description	Warning sound
<b>Closed Eye Alarm</b>	Closed eyes are detected and the alarm is triggered for a duration of more than 1.5 seconds	Beep five Voice: Drive carefully
<b>Hazard Alerts</b>	Closed eyes are detected and the alarm is triggered more than 3 times in a row	Voice: Dangerous driving
<b>Close Eyes Continuously</b>	An alarm is triggered when it is detected that the driver has been closing his eyes	Beep non-stop
<b>Play Phone Alerts</b>	A low-headed play mobile phone action was detected that triggered an alert for a duration of more than 1.5 seconds	Beep five, Voice: Drive carefully
<b>Distraction Alerts</b>	An alarm is triggered when a head turn left or right turn is detected for more than 3 seconds	Voice: Please look straight ahead
<b>Continuous Alerts</b>	When an alert that persists above is detected	Voice: Fatigue driving, please stop and rest, stop and park
<b>Launch Conditions</b>	Started when the default speed is greater than 20km/h (connecting gps antenna status)	

Table 1:Product Features

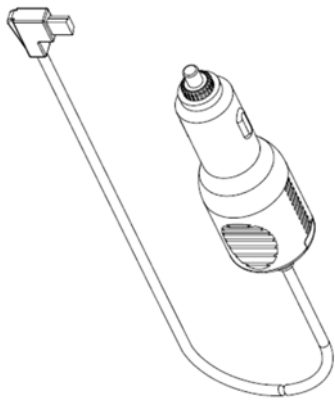
## 二、Electrical Specification

Item	Technical Parameters
Charger Input	DC 12V / 24V
Charger Output	5V / 1.5A
Minimum Operating Voltage/Current	4.75V / 320mA
Maximum Operating Voltage/Current	5.25V / 500mA
Operating Voltage/Current	5V / 320mA
Warning Time	Close your eyes for 1 to 2 seconds
Look at the Perspective	60 degrees
Operating Temperature	-20°C ~ 60°C
Storage Temperature	-20°C ~ 80°C
Detection Distance	45cm ~ 65cm (±5cm)
Language	Chinese voice

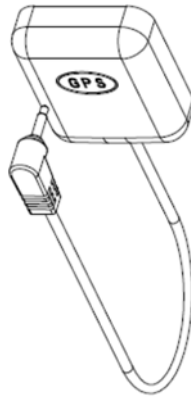
Table 2: Basic Electrical Parameters

Appearance function diagram:

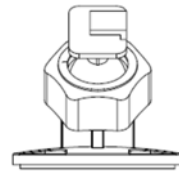




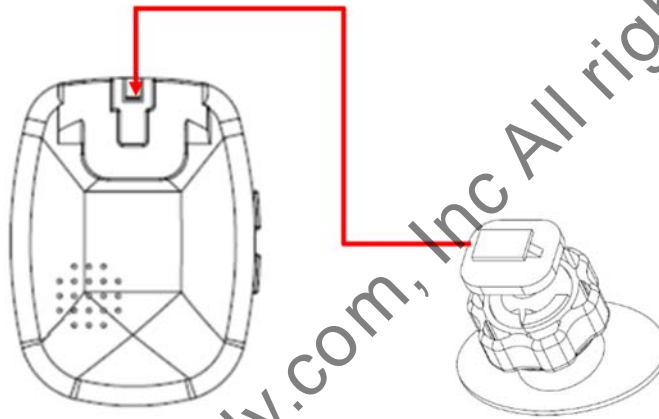
Power Connector



GPS Antenna



Bracket



Schematic Diagram of Bracket Connection